



DOUBLE PLAIN TILE VENT

20 YEAR GUARANTEE

The Double Plain Tile Vent is a very discreet flush fitting tile ventilator designed to replace two plain clay or concrete tiles to complete an uninterrupted roofscape. Ideal for mass produced or hand made plain tile types.



FEATURES AND BENEFITS

- Roof space ventilation to avoid damage and decay caused by condensation
- No batten cutting necessary
- Simple to install
- Acid rain resistant and UV stabilised
- Optional adaptor for pipe connection

APPLICATION

- Suitable for concrete and clay plain tiles at a roof pitch of 35° minimum
- High or low level roof space ventilation
- Soil ventilation and mechanical extraction

MATERIAL AND DIMENSIONS

Polycarbonate/polypropylene, 310 x 330mm

PRODUCT CODES AND COLOURS


HD TV10/9AR	Antique Red
HD TV10/9BR	Brown
HD TV10/9G	Grey
HD TV10/9T	Terracotta
HD TV10/G9AR	Antique Red (granular)
HD TV10/G9BR	Brown (granular)
HD TV10/G9CW	Cotswold (granular)

TECHNICAL INFORMATION


- Provides compliance with BS 5250 and BS 5534
- Ventilation airflow area 6100mm²

Airflow Resistance	
Flow Rate (l/s)	Pressure (Pa)
15	15.2
30	56.2
60	207.4
Vent Spacing	
Opening Equivalent (mm)	Fit at Centres (mm)
5	1220
10	610
25	245


RELATED PRODUCTS



Soil Pipe Adaptor Kit
Connects Standard 110mm pipework to the HD TV10/9 vent. May be used for soil ventilation and mechanical extraction, code: HD DPCSPA and adaptor only HD DPCA



CON6+ Universal Ridge & Hip System
Includes a ventilated dry fix membrane with broad corrugated adhesive strips, patented gaskets, stainless steel straps and fixing screws, code: HD CON6



Tile & Slate Breathable Roofing Underlays
Available in four weights, two with optional integral lap tapes and widths of 1.0m or 1.5m, codes: DLR120, DLR120TT, DLR135, DLR150, DLR150TT and DLR180



TILE VENT AND SOIL ADAPTOR COMPATIBILITY

LAGAN	TILE VENT	ADAPTOR
Double Roll Type	TV15/3	TVSPA
Flat Type	TV15/1	TVSPA

MARLEY ETERNIT		
Anglia Plus	TV10/8	RSPA
Double Roman	TV15/3	TVSPA
Ludlow Major	TV15/4	TVSPA
Ludlow Plus	TV10/6	RSPA
Mendip	TV15/2	TVSPA
Modern	TV15/1	TVSPA
Plain Tile	TV10/5, TV10/9, TV10/10	PCSPA, DPCSPA

QUINN		
Locherne	TV15/2	TVSPA
Western Slate MK2	TV15/1	TVSPA

REDLAND (MONIER)		
Double Roman	TV15/3	TVSPA
Grovebury	TV15/2	TVSPA
Mini Stonewold	TV15/1	TVSPA
Norfolk Pantile	TV10/8	RSPA
Plain Tile	TV10/5, TV10/9, TV10/10	PCSPA, DPCSPA
Redland 49	TV10/6	RSPA
Renown	TV15/7	TVSPA

RUSSELLS		
Cheviot	TV15/4	TVSPA
Double Roman	TV15/3	TVSPA
Grampian	TV15/1	TVSPA
Penine N/C	TV15/2	TVSPA
Plain Tile	TV10/5, TV10/9, TV10/10	PCSPA, DPCSPA

SCOT TILES		
Plain Tile	TV10/5, TV10/9, TV10/10	PCSPA, DPCSPA

SANDTOFT (WIENERBERGER)		
Calderdale	TV15/1	TVSPA
Double Pantile	TV15/2	TVSPA
Double Roman	TV15/3	TVSPA
Lindum	N/A	N/A
Plain Tile	TV10/5, TV10/9, TV10/10	PCSPA, DPCSPA
Shire Pantile	TV10/8	RSPA
Standard Pattern	TV10/6	RSPA

