



INTERLOCKING DRY VERGE SYSTEM

FOR THIN LEADING EDGE TILES

The Interlocking Dry Verge System has been manufactured to prevent weather ingress and reliance on mortar at the roof edge. Compatible with most thin leading edge tile types, and suitable for use on new build or refurbishment.

FEATURES AND BENEFITS

- Suits all commonly available single lap concrete tiles between 260mm and 355mm batten gauges
- Designed to minimise water run-off staining on the verge and gable wall
- Clip-over design for fast installation
- Dry fix products eliminate the mortar installation and maintenance issues
- Secure single nail fixing when used with optional batten end clip. No special fixings required
- Universal eaves starter unit for all applications and one discreet colour for use with both TIDV and IDV
- Starter unit designed to avoid gutter interference and slotted for ease of adjustment
- Starter unit and ridge cap kits include stainless steel screws and wall plugs
- Universal angle and half-round ridge end cap options with integral ridge closures
- High heat distortion resistance compared to PVC
- UV stabilised for long term performance
- 15 year guarantee

PRODUCT OPTIONS



MATERIAL

Polypropylene

A Hambleside Danelaw Ltd product © All rights reserved

PRODUCT CODES AND COLOUR

HD TIDV	Thin leading edge verge unit	Black, Slate Grey (available in all standard IDV verge colours to order)
HD IDV/HR	Half-round ridge end cap	Black, Slate Grey, Dark Brown, Antique Red, Terracotta
HD IDV/AR	Angle ridge end cap	Black, Slate Grey, Dark Brown, Antique Red, Terracotta
HD IDV/ST	Starter unit	Black only
HD IDV/BC	Batten End Clip	Galvanised

TECHNICAL INFORMATION

COMPLIES WITH BS 8612



The HD TIDV & IDV dry verge systems provide a fixing for the verge tiles for use in wind zones 1 to 5* in accordance with BS 8612:2018 Table C.1.

RELATED PRODUCTS



CON6+ Dry Fix Ridge & Hip System
Includes a ventilated membrane with broad corrugated adhesive strips, patented gaskets, stainless steel straps and fixing screws, code: HD CON6



Tile & Slate Breathable Roofing Underlays
Available in four weights, two with optional integral lap tapes and widths of 1.0m or 1.5m, codes: DLR120, DLR120TT, DLR135, DLR150, DLR150TT and DLR180



Continuous GRP Verges for Slate
Provides weather protection for slate roof verges. The range allows for a face fixed or under batten fixed solution. Available in four profiles, codes: HDL DV6, DV7, DV8, DV9

* When using flat tiles on the left verge and the tile interlock is not removed, the use as a fixing is limited to zone 3 with a ridge height not exceeding 20m, or zone 4 with a ridge height not exceeding 15m and in urban terrain.

INTERLOCKING DRY VERGE SYSTEM COMPATIBILITY

Not suitable for double lap tiles and slates

CREST	
DS5	N/A
F8.5	N/A
F12	N/A
F15	N/A
G10	N/A
H10	N/A
H14	N/A
H15	N/A
S9	N/A
SP10	N/A
Double Pantile	IDV
Double Roman	IDV
Planum	IDV
Wolds	N/A

FORTICRETE	
Centurion	N/A
Gemini	IPTDV
Minislate	IPTDV
Senator	IDV
SL8	TIDV
V2	IDV

IMERYS	
Alpha 10	IDV*
Beauvoise 20	N/A
Double Panne S	N/A
HP10	IDV**
HP17	IDV***
HP20	N/A
Monopole No.1	N/A
Panne H2	N/A
Panne S	N/A

LAGAN	
Double Roll	IDV
Elite	TIDV
Flat	IDV
Square Top	IDV



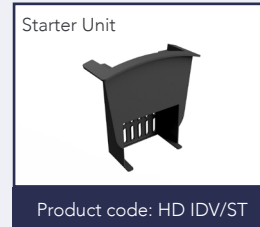
MARLEY ETERNIT	
Anglia Plus	IDV
Ashmore	IPTDV
Duo Modern	IDV
Double Roman	IDV
Edgemere	TIDV
Lincoln	N/A
Ludlow Major	IDV
Ludlow Plus	IDV
Malvern	IDV
Maxima	N/A
Melodie	N/A
Mendip	IDV
Modern	IDV
Wessex	IDV

QUINN	
Devenish	TIDV
Locherne	IDV
Rathmore	TIDV
Western Slate	IDV

REDLAND (MONIER)	
49 Type	N/A
Cambrian	N/A
Cathedral	N/A
Double Roman	IDV
Duo Plain	IPTDV
Fenland	IDV
Grovebury	IDV
Landmark Double Pantile	IDV
Landmark Slate	TIDV
Mini Stonewold	IDV
Norfolk Pantile	IDV
Old Hollow	N/A
Postel	N/A
Regent	IDV
Renown	IDV
Richmond	TIDV
Saxon	TIDV
Stonewold	IDV

RUSSELL	
Argyll	IDV
Bute	TIDV****
Cheviot	IDV
Derwent	IDV
Double Roman	IDV
Galloway	TIDV
Grampian	IDV
Highland	IDV
Lothian	TIDV
Moray	TIDV
Pennine	IDV
Polden	TIDV

SANDTOFT (WIENERBERGER)	
20/20	N/A
Actua	N/A
Arcadia	N/A
Balmoral	N/A
Bridgewater	N/A
Britlock	N/A
Calderdale	IDV
Cassius	TIDV
County	N/A
Double Pantile	IDV
Double Roman	IDV
Flemish	N/A
Gaelic	N/A
Greenwood	N/A
Lindium	IDV
Modula	N/A
Old English	N/A
Old Hollow	N/A
Olympus	IDV
Neo Pantile	IDV
Rivius	TIDV
Shire	IDV
Standard Pattern	IDV
Tempest	N/A
TLE	TIDV
Vauban	N/A



* Batten gauge 330 to 355mm
 ** Batten gauge 310 to 355mm
 *** Batten gauge 260 to 285mm
 **** Down to 260mm batten gauge